

1 Robust Body

The double skinned body incorporates Strenx **high performance steel** in the second skin and Hardox is used in the skids for greater durability. The body is shot blasted and protected with a high quality paint finish.

2 High Quality Driveline

Strong Walterscheid PTO shafts provide effective power transfer to the high quality large gearbox for **trouble free operation**.

3 Automatic Belt Tensioning

The automatic belt tensioning system **minimises maintenance** and ensures that the driveline protection is always correctly adjusted.

4 Side skids

Side skids fitted for height adjustment with anti-wearing Hardox wear plates.




High Performance Rotors

The large diameter Ø 440 and Ø 520 dynamically balanced rotor delivers a **market leading tip speed**, as well as strength in operation. Hardox material is utilised in the rotors construction for a longer life.



Counter Blades

For improved mulching performance, a number of counter blades are fitted for a finer mulch.




Adjustable hydraulic Hood

For improved mulching performance the adjustable hood can be set to **release or contain material** as required.




Guard /Push Frame

Manual and optional hydraulic push frames make easy work of **preparing material** to enter the rotor.



Lateral transmission

Power transfer achieved through large gearbox with single free wheel and lateral universal driveline takes the power to double transmission belts (ECF/MD and EFX/MD use single transmission).



Debris Protection

Swinging steel **flaps** and **chains** are fitted to the front and back of the machine to prevent debris exiting.

FORESTRY mulchers

ECF/MD | 140, 160, 180, 200, 220


TYPE TRACTOR MOUNTED PTO DRIVE

For mulching uncultivated vegetation, scrub, bushes, gorse trees, branches, trunks and plants up to Ø 18 cm.

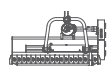
- Fixed 3-point linkage, Cat. I-II
- Hydraulic adjusting of rear hood
- Gearbox with double free wheel and 1 3/4" Z6 input shaft
- Full automatic belts adjuster
- Height adjustable skids of anti-wearing Hardox steel
- 1000 rpm (540 rpm special order)
- Counter blades
- Ø 440 Forestry cage rotor



DF Type
HAMMER FLAILS
(Standard)



STRENX
PERFORMANCE STEEL
HARDOX
WELDABLE



Working width
cm



Power
min max
HP



Fixed
Lateral displacement
mm



Hammers DF
n°



Belts
n°



PTO



A B C
cm



Weight
min max
Kg

ECF/MD 140	140	80	140	680	720	24	4	1000 (540)	120	175	130	1070	1270
ECF/MD 160	160	90	140	680	920	28	4	1000 (540)	120	195	130	1150	1355
ECF/MD 180	180	90	140	880	920	32	4	1000 (540)	120	215	130	1240	1445
ECF/MD 200	200	90	160	880	1120	36	5	1000 (540)	120	235	130	1320	1535
ECF/MD 220	220	90	160	1080	1120	40	5	1000 (540)	120	255	130	1405	1625

EFX/MD | 140, 160, 180, 200, 220

TYPE TRACTOR MOUNTED PTO DRIVE

For mulching uncultivated vegetation, scrub, bushes, gorse trees, branches, trunks and plants up to Ø 20 cm.

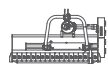
- Fixed 3-point linkage, Cat. I-II
- Hydraulic adjusting of rear hood
- Gearbox with double free wheel and 1 3/4" Z6 input shaft
- Full automatic belts adjuster
- Height adjustable skids of anti-wearing Hardox steel
- 1000 rpm (540 rpm special order)
- Counter blades
- Ø 440 Forestry fixed tooth rotor



XF1 Type
HAMMER FLAILS
(Standard)



STRENX
PERFORMANCE STEEL
HARDOX
WELDABLE



Working width
cm



Power
min max
HP



Fixed
Lateral displacement
mm



Hammers XF1
n°



Belts
n°



PTO



A B C
cm



Weight
min max
Kg

EFX/MD 140	140	80	140	680	720	36	4	1000 (540)	120	175	130	1090	1290
EFX/MD 160	160	90	140	680	920	42	4	1000 (540)	120	195	130	1165	1370
EFX/MD 180	180	90	140	880	920	42	4	1000 (540)	120	215	130	1230	1435
EFX/MD 200	200	90	160	880	1120	44	5	1000 (540)	120	235	130	1290	1505
EFX/MD 220	220	90	160	1080	1120	48	5	1000 (540)	120	255	130	1370	1590

FORESTRY mulchers


ECF/DT | 200, 220, 250

TYPE TRACTOR MOUNTED PTO DRIVE

For mulching uncultivated vegetation, scrub, bushes, gorse trees, branches, trunks and plants up to Ø 35 cm.



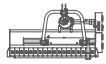
DF Type
HAMMER FLAILS
(Double edged)



STRENX
PERFORMANCE STEEL
HARDOX
BONDING PLATE

- Fixed 3-point linkage, Cat. II-III
- Hydraulic adjusting of rear hood
- Gearbox with single free wheel and 1 3/4" Z6 input shaft
- Full automatic belts adjuster
- Height adjustable skids of anti-wearing Hardox steel
- Double belts transmission
- Counter blades (plus bolted)

- 1000 rpm only
- Ø 520 Forestry cage rotor
- Guard/Push Frame (manually operated standard)



Working width
cm



Power
min max



Fixed
Lateral displacement
mm



Hammers DF
n°



Belts
n°



PTO



A B C
cm



Weight
min max

ECF/DT 200	200	110	250	1000	1000	36	5+5	1000	123	250	130	2100	2450
ECF/DT 220	220	130	250	1100	1100	39	5+5	1000	123	270	130	2250	2620
ECF/DT 250	250	130	250	1250	1250	45	5+5	1000	123	290	130	2500	2880

EFX/DT | 200, 220, 250

TYPE TRACTOR MOUNTED PTO DRIVE

For mulching uncultivated vegetation, scrub, bushes, gorse trees, branches, trunks and plants up to Ø 35 cm.



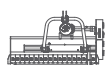
XF Type
HAMMER FLAILS
(Standard)



STRENX
PERFORMANCE STEEL
HARDOX
BONDING PLATE

- Fixed 3-point linkage, Cat. II-III
- Hydraulic adjusting of rear hood
- Gearbox with single free wheel and 1 3/4" Z6 input shaft
- Full automatic belts adjuster
- Height adjustable skids of anti-wearing Hardox steel
- Double belts transmission
- Counter blades (plus bolted)

- 1000 rpm only
- Ø 520 Forestry fixed tooth rotor
- Guard/Push Frame (manually operated standard)



Working width
cm



Power
min max



Fixed
Lateral displacement
mm



Hammers XF
n°



Belts
n°



PTO



A B C
cm



Weight
min max

EFX/DT 200	200	120	250	1000	1000	44	5+5	1000	123	250	130	2000	2350
EFX/DT 220	220	130	250	1100	1100	48	5+5	1000	123	270	130	2140	2510
EFX/DT 250	250	130	250	1250	1250	54	5+5	1000	123	290	130	2380	2760

FORESTRY mulchers

FOREST PRO | 250

TYPE TRACTOR MOUNTED PTO DRIVE

For mulching uncultivated vegetation, scrub, bushes, gorse trees, branches, trunks and plants up to Ø 50 cm.

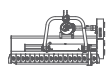
- Fixed 3-point linkage Cat. II-III
- Hydraulic adjusting of rear hood
- Gearbox with double freewheel and input shaft 1 3/4" Z20
- Double full automatic belts adjuster
- Height adjustable skids of anti-wearing Hardox steel
- Self-alignment of PTO shaft and 3-point linkage
- Ø 600 Forestry fixed tooth rotor
- Counter blades (plus bolted)
- 1000 rpm only



XP Type
HAMMER FLAILS
(Standard)



STRENX
PERFORMANCE STEEL
HARDOX
WELDABLE STEEL



Working width
cm



Power
min max



Fixed
Lateral displacement
mm



Hammers XP
n°



Belts
n°



PTO



A B C
cm



Weight
min max

FOREST PRO 250	250	180	350	1250 1250	54	5+5	1000	150	295	160	3270	3270
-------------------------	-----	-----	-----	-------------	----	-----	------	-----	-----	-----	------	------

These machines can handle dense vegetation and trees up to several inches in diameter, making them ideal for clearing large areas quickly and efficiently. They are used in various applications, including wildfire prevention, habitat restoration, and creating firebreaks.

