

The Teagle logo is displayed in white text on a red rectangular background. The word "Teagle" is written in a bold, sans-serif font, with a horizontal line underlining the letters "eagle".

Teagle

FLAIL MULCHERS

Forestry | Skid Steer | Excavator



teagle.co.uk @   

FORESTRY mulchers



ECF/MD |
140, 160, 180, 200, 220



EFX/MD |
140, 160, 180, 200, 220



ECF/DT |
200, 220, 250



EFX/DT |
200, 220, 250



FOREST PRO |
250

SKID STEER mulchers



MINI/SSL | 115, 125, 145



AF/SSL | 160, 180, 200



MD/SSL | 160, 180



MX/SSL | 160, 180

EXCAVATOR mulchers



GREEN/SB | 60, 80



NKR/SB | 60, 80, 100



GKR/SB | 60, 80



CKT/SB | 80, 100



CKT/FX | 80, 100



PARK/SB | 90, 110



RA/SB | 95, 115, 125



PARK/FX | 100, 120



TFX/SB | 100, 120, 140



TBM/SB | 100, 120, 140



LAND/SB | 160, 200



ECF MD/SB | 120, 140



EFX MD/SB | 120, 140



ECF/SB | 120, 140, 160



EFX/SB | 120, 140, 160



FLAIL MULCHERS

Forestry | Skid Steer | Excavator

Teagle Machinery was established over 85 years ago, and remains a family business focused on meeting the needs of our customers whether just around the corner, or in one of the 50 countries worldwide to which we regularly ship machinery. From the outset, our machinery has been designed to be simple, robust and easy to use. We still stand by these values, whether it is a product we manufacture ourselves, or that we distribute in collaboration with one of our specialist partners.

Since establishing our trading relationship in 1999 with Berti, an Italian family owned business of similar standing to ourselves, we have placed our stamp on the UK market with over 5000 Berti flail mowers/mulchers now in operation in the UK. The reasons behind this success, which sees customers returning time after time to buy Teagle, are twofold:

Product Focus - With over 250 models for horticulture, agriculture, forestry and excavator mounted attachments, Berti offer a machine for almost every conceivable application. Berti actively invest in research, design and manufacturing technology to ensure that our product range constantly evolves to remain at the cutting edge, whilst being available at a competitive price.

Backup – Servicing this scale of operation requires commitment and service on a national basis. We set aside part of our 25,000m² facility in Cornwall to hold not only new machines, but a substantial stock of wearing and non-wearing parts to keep you up and running. All supported by knowledgeable product experts.

teagle.co.uk   


FORESTRY mulchers

ECF/MD | EFX/MD | ECF/DT | EFX/DT | FOREST PRO

These machines can handle dense vegetation and trees up to several inches in diameter, making them ideal for clearing large areas quickly and efficiently. They are used in various applications, including wildfire prevention and habitat restoration.

We have the right solution for you





1 Robust Body

The double skinned body incorporates Strenx **high performance steel** in the second skin and Hardox is used in the skids for greater durability. The body is shot blasted and protected with a high quality paint finish.

2 High Quality Driveline

Strong Walterscheid PTO shafts provide effective power transfer to the high quality large gearbox for **trouble free operation**.

3 Automatic Belt Tensioning

The automatic belt tensioning system **minimises maintenance** and ensures that the driveline protection is always correctly adjusted.

4 Side skids

Side skids fitted for height adjustment with anti-wearing Hardox wear plates.




High Performance Rotors

The large diameter Ø 440 and Ø 520 dynamically balanced rotor delivers a **market leading tip speed**, as well as strength in operation. Hardox material is utilised in the rotors construction for a longer life.



Counter Blades

For improved mulching performance, a number of counter blades are fitted for a finer mulch.




Adjustable hydraulic Hood

For improved mulching performance the adjustable hood can be set to **release or contain material** as required.




Guard /Push Frame

Manual and optional hydraulic push frames make easy work of **preparing material** to enter the rotor.



Lateral transmission

Power transfer achieved through large gearbox with single free wheel and lateral universal driveline takes the power to double transmission belts (ECF/MD and EFX/MD use single transmission).



Debris Protection

Swinging steel **flaps** and **chains** are fitted to the front and back of the machine to prevent debris exiting.

FORESTRY mulchers

ECF/MD | 140, 160, 180, 200, 220


TYPE TRACTOR MOUNTED PTO DRIVE

For mulching uncultivated vegetation, scrub, bushes, gorse trees, branches, trunks and plants up to Ø 18 cm.

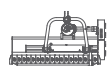
- Fixed 3-point linkage, Cat. I-II
- Hydraulic adjusting of rear hood
- Gearbox with double free wheel and 1 3/4" Z6 input shaft
- Full automatic belts adjuster
- Height adjustable skids of anti-wearing Hardox steel
- 1000 rpm (540 rpm special order)
- Counter blades
- Ø 440 Forestry cage rotor



DF Type
HAMMER FLAILS
(Standard)



STRENX
PERFORMANCE STEEL
HARDOX
WELDABLE PLATE



Working width
cm



Power
min max
HP



Fixed
Lateral displacement
mm



Hammers DF
n°



Belts
n°



PTO



A B C
cm



Weight
min max
Kg

ECF/MD 140	140	80	140	680	720	24	4	1000 (540)	120	175	130	1070	1270
ECF/MD 160	160	90	140	680	920	28	4	1000 (540)	120	195	130	1150	1355
ECF/MD 180	180	90	140	880	920	32	4	1000 (540)	120	215	130	1240	1445
ECF/MD 200	200	90	160	880	1120	36	5	1000 (540)	120	235	130	1320	1535
ECF/MD 220	220	90	160	1080	1120	40	5	1000 (540)	120	255	130	1405	1625

EFX/MD | 140, 160, 180, 200, 220

TYPE TRACTOR MOUNTED PTO DRIVE

For mulching uncultivated vegetation, scrub, bushes, gorse trees, branches, trunks and plants up to Ø 20 cm.

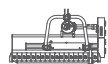
- Fixed 3-point linkage, Cat. I-II
- Hydraulic adjusting of rear hood
- Gearbox with double free wheel and 1 3/4" Z6 input shaft
- Full automatic belts adjuster
- Height adjustable skids of anti-wearing Hardox steel
- 1000 rpm (540 rpm special order)
- Counter blades
- Ø 440 Forestry fixed tooth rotor



XF1 Type
HAMMER FLAILS
(Standard)



STRENX
PERFORMANCE STEEL
HARDOX
WELDABLE PLATE



Working width
cm



Power
min max
HP



Fixed
Lateral displacement
mm



Hammers XF1
n°



Belts
n°



PTO



A B C
cm



Weight
min max
Kg

EFX/MD 140	140	80	140	680	720	36	4	1000 (540)	120	175	130	1090	1290
EFX/MD 160	160	90	140	680	920	42	4	1000 (540)	120	195	130	1165	1370
EFX/MD 180	180	90	140	880	920	42	4	1000 (540)	120	215	130	1230	1435
EFX/MD 200	200	90	160	880	1120	44	5	1000 (540)	120	235	130	1290	1505
EFX/MD 220	220	90	160	1080	1120	48	5	1000 (540)	120	255	130	1370	1590

FORESTRY mulchers

ECF/DT | 200, 220, 250

TYPE TRACTOR MOUNTED PTO DRIVE

For mulching uncultivated vegetation, scrub, bushes, gorse trees, branches, trunks and plants up to Ø 35 cm.

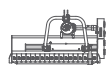


DF Type
HAMMER FLAILS
(Double edged)



STRENX
PERFORMANCE STEEL
HARDOX
BOLDED PLATE

- Fixed 3-point linkage, Cat. II-III
- Hydraulic adjusting of rear hood
- Gearbox with single free wheel and 1 3/4" Z6 input shaft
- Full automatic belts adjuster
- Height adjustable skids of anti-wearing Hardox steel
- Double belts transmission
- Counter blades (plus bolted)
- 1000 rpm only
- Ø 520 Forestry cage rotor
- Guard/Push Frame (manually operated standard)



Working width
cm



Power
min max



Fixed
Lateral displacement
mm



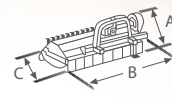
Hammers DF
n°



Belts
n°



PTO



A B C
cm



Weight
min max

ECF/DT 200	200	110	250	1000	1000	36	5+5	1000	123	250	130	2100	2450
ECF/DT 220	220	130	250	1100	1100	39	5+5	1000	123	270	130	2250	2620
ECF/DT 250	250	130	250	1250	1250	45	5+5	1000	123	290	130	2500	2880

EFX/DT | 200, 220, 250

TYPE TRACTOR MOUNTED PTO DRIVE

For mulching uncultivated vegetation, scrub, bushes, gorse trees, branches, trunks and plants up to Ø 35 cm.

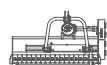


XF Type
HAMMER FLAILS
(Standard)



STRENX
PERFORMANCE STEEL
HARDOX
BOLDED PLATE

- Fixed 3-point linkage, Cat. II-III
- Hydraulic adjusting of rear hood
- Gearbox with single free wheel and 1 3/4" Z6 input shaft
- Full automatic belts adjuster
- Height adjustable skids of anti-wearing Hardox steel
- Double belts transmission
- Counter blades (plus bolted)
- 1000 rpm only
- Ø 520 Forestry fixed tooth rotor
- Guard/Push Frame (manually operated standard)



Working width
cm



Power
min max



Fixed
Lateral displacement
mm



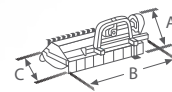
Hammers XF
n°



Belts
n°



PTO



A B C
cm



Weight
min max

EFX/DT 200	200	120	250	1000	1000	44	5+5	1000	123	250	130	2000	2350
EFX/DT 220	220	130	250	1100	1100	48	5+5	1000	123	270	130	2140	2510
EFX/DT 250	250	130	250	1250	1250	54	5+5	1000	123	290	130	2380	2760

FORESTRY mulchers

FOREST PRO | 250

TYPE TRACTOR MOUNTED PTO DRIVE

For mulching uncultivated vegetation, scrub, bushes, gorse trees, branches, trunks and plants up to Ø 50 cm.

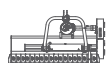
- Fixed 3-point linkage Cat. II-III
- Hydraulic adjusting of rear hood
- Gearbox with double freewheel and input shaft 1 3/4" Z20
- Double full automatic belts adjuster
- Height adjustable skids of anti-wearing Hardox steel
- Self-alignment of PTO shaft and 3-point linkage
- Ø 600 Forestry fixed tooth rotor
- Counter blades (plus bolted)
- 1000 rpm only



XP Type
HAMMER FLAILS
(Standard)



STRENX
PERFORMANCE STEEL
HARDOX
WELDABLE STEEL



Working width
cm



Power
min max



Fixed
Lateral displacement
mm



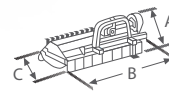
Hammers XP
n°



Belts
n°



PTO



A B C
cm



Weight
min max

FOREST PRO 250	250	180	350	1250 1250	54	5+5	1000	150	295	160	3270	3270
-------------------------	-----	-----	-----	-------------	----	-----	------	-----	-----	-----	------	------

These machines can handle dense vegetation and trees up to several inches in diameter, making them ideal for clearing large areas quickly and efficiently. They are used in various applications, including wildfire prevention, habitat restoration, and creating firebreaks.



LAND CLEARANCE AND WOODLAND MANAGEMENT ECF/DT

Travis from TW Tree Surgery and Forestry Contractors, based in Cornwall.

“We use the Teagle Forestry Mulcher for a lot of land clearance and woodland management. This includes: scrub clearance, removing unnecessary tree saplings, tree stumps and large amounts of brambles.

The machine we chose had to last a long time. It was a big investment for our business, but it is certainly paying off for what we use it for. We've had the machine for two years, and we've only replaced the hammers three times and all the belts are still intact.

The machine is also very good on moorlands, where we use the Teagle ECF/DT 220 to put in firebreaks for the fire services. We will be looking to expand the fleet and the next Mulcher will be a Teagle again, this time the Fixed

Tooth Mulcher, so we can handle bigger stuff, bigger stumps and provide a finer finish.

So I would recommend this machine to anyone who asks, what kit to buy.”

Since this interview Travis has purchased the ECF/DT 220 Mulcher and commented: “This one is more aggressive, provides more ease when chomping through larger diameter stumps, it buries down a bit deeper and produces the best finish - you ain't going to get any better. ”

Travis Wilton,
TW Tree Surgery and Forestry Contractors
www.traviswilton.co.uk



Scan for
VIDEO

SKID STEER mulchers


MINI/SSL | AF/SSL | MD/SSL | MX/SSL

Skid steer mulchers are highly effective for clearing land, managing vegetation, and preparing sites for construction or agricultural use. They are capable of handling dense brush, small to medium-sized trees, and overgrown areas efficiently, making them a valuable tool for property maintenance and land reclamation.

We have the right solution for you



Scan for
VIDEO



1 Robust Body

The double skin body incorporates Strenx **high performance steel** in the inner hood and Hardox in the skirts for greater durability. The body is shot blasted and protected with a high quality paint finish.



High Performance Rotors

The large diameter Ø 440 and Ø 520 dynamically balanced rotor delivers a **market leading tip speed**, as well as strength in operation. Hardox material is utilised in the cage rotor construction for enhanced durability.



Counter Blades

For improved mulching performance, counter blades are fitted for a finer mulch.



Adjustable hydraulic Hood

For improved mulching performance the adjustable hood can be set to **release or contain material** as required.



Guard /Push Frame

Protection and material preparation achieved by manual height setting of guard/push frame.



High Quality Hydraulic Motor

Hydraulic motor with flow, return and free flow case drain lines to ensure trouble free power delivery.



Debris Protection

Fixed rubber **flaps** and **chains** are fitted to the front of the machine to prevent debris escaping.

YOUR advantage



Scan for
HITCH OPTIONS

2 Automatic Belt Tensioning

The automatic belt tensioning system **minimises maintenance** and ensures that the driveline protection is always correctly adjusted.

3 Side skirts

Side skirts fitted for height adjustment with anti-wearing Hardox wear plates.

SKID STEER mulchers


MINI/SSL | 115, 125, 145

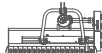







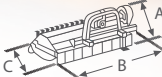

TYPE **SKID LOADER** Hydraulic mulcher for grass, bushes, scrub and brushwood up to Ø 2-3 cm.

- Belts transmission
- Height adjustable levelling roller
- Skids of anti-wearing Hardox steel
- Forged and hardened BERTI hammers type "G" or "YG" blades
- Counter blades
- Hitch option by request



G Type
HAMMER FLAILS
(Standard)



			 HP								
		Working width cm	Power min max	Lateral displacement mm	Hammers G n°	Blades YG n°	Belts n°	Flowrate l/min	Pressure Bar	A cm B cm C cm	Weight min max
MINI/SSL	115	110	20 50	<u>530</u> <u>620</u>	32	64	2	43-47	245-255	66 129 66	180 270
MINI/SSL	125	120	20 50	<u>530</u> <u>720</u>	34	68	2	43-47	245-255	66 139 66	190 280
MINI/SSL	145	140	20 50	<u>620</u> <u>830</u>	40	80	2	43-47	245-255	66 159 66	205 295

AF/SSL | 160, 180, 200

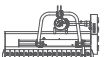

TYPE **SKID LOADER** Hydraulic mulcher for grass, bushes, scrub and brushwood up to Ø 6-7 cm.

- Floating self-levelling universal hitch (SAE J2513)
- Belts transmission
- Height adjustable levelling roller
- Skids with anti-wearing Hardox steel undershoes
- Forged and hardened BERTI hammers type "A" or "YA" blades
- Mechanical side shift (Hydraulic side shift option for low pressure system)





A Type
HAMMER FLAILS
(Standard)









HP






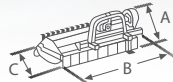






OIL






A

B

C



Kg

Working width

Power

Lateral displacement

Hammers A

Blades YA

Belts

Flowrate

Pressure

A

B

C

Weight

cm

min

max

mm

n°

n°

n°

l/min

Bar

cm

min

max

AF/SSL	160	154	50	90	1060	540	540	1060	14	42	3	88-92	245-255	80	184	145	705	720
AF/SSL	180	174	50	90	1160	640	640	1160	16	48	3	88-92	245-255	80	204	145	745	760
AF/SSL	200	194	50	90	1260	740	740	1260	18	54	3	105-115	245-255	80	224	145	795	810

SKID STEER mulchers

MD/SSL | 160, 180

TYPE **SKID LOADER** Suited to mulch any vegetable residue, branches and standing plants up to Ø 15-18 cm.

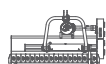
- Fixed universal hitch (SAE J2513)
- Double chassis
- Belts transmission
- Full automatic belts adjuster
- Skids with anti-wearing Hardox steel undershoes
- Forestry rotor



MDSSL Type
HAMMER FLAILS
(Standard)



STRENX
PERFORMANCE STEEL
HARDOX
DIN EN 10025-2



Working width
cm



Power
min max
HP



Hammers MDSSL
n°



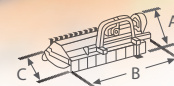
Belts
n°



Flowrate
l/min



Pressure
Bar



A B C
cm



Weight
min max
Kg

MD/SSL 160	154	70	120	30	4	120-140	290-300	118	192	155	1180	1195
MD/SSL 180	174	70	120	34	4	120-140	290-300	118	212	155	1255	1270

MX/SSL | 160, 180

TYPE **SKID LOADER** Suited to mulch any vegetable residue, branches and standing plants up to Ø 20 cm.

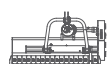
- Fixed universal hitch (SAE J2513)
- Double chassis
- Belts transmission
- Full automatic belts adjuster
- Skids with anti-wearing Hardox steel undershoes
- Forestry rotor



XF1 Type
HAMMER FLAILS
(Standard)



STRENX
PERFORMANCE STEEL
HARDOX
DIN EN 10025-2



Working width
cm



Power
min max
HP



Hammers XF1
n°



Belts
n°



Flowrate
l/min



Pressure
Bar



A B C
cm



Weight
min max
Kg

MX/SSL 160	149	70	120	42	4	120-140	290-300	155	192	118	1220	1235
MX/SSL 180	169	70	120	42	4	120-140	290-300	155	212	118	1300	1315

EXCAVATOR mulchers

GREEN/SB | NKR/SB | GKR/SB | CKT/SB | CKT/FX | PARK/SB | RA/SB | PARK/FX
TFX/SB | TBM/SB | LAND/SB | ECF MD/SB | EFX MD/SB | ECF/SB | EFX/SB

Mounted on an excavator's arm, these mulchers use hydraulic power to drive a rotating drum with cutting teeth, shredding trees, brush, and undergrowth into mulch. The combination of the excavator's reach and the mulcher's cutting capability allows operators to clear areas that are difficult for other machinery to access.

We have the right solution for you



Scan for
VIDEO

STRENX™
PERFORMANCE STEEL
HARDOX™
WEAR PLATE



1 Floating hitch

Some models use a floating hitch design for allowing uneven slewing at work.

2 Front chain/flap protection

Chains and rubber flap protection used to contain material but allowing entry to be cut.

3 Belt transmission

Some models use belt transmission for extra drive line protection. Others use direct power to rotor transfer.

4 Side skids

Hardox steel skids and anti-wearing plates used to protect the body chassis.

5 Connection

3 Hydraulic pipe connection used for flow / return and free flow case drain direct to tank to protect and improve motor life.



Scan for
VIDEO

RELIABLE AND ROBUST

CKT/SB  4.5-5.5 Tons



“We use the Teagle CKT/SB 80 digger mounted flail, which is perfect for cutting the big banks and hedges.

The flail has genuine mounted cutters on the flail head, very robust. We've been using it now for six months, and there's hardly any wear and tear on the flail heads at all.

It's been over 20 years since the hedges have been cut back. Having the flail is so much more labor saving, so much easier than having to stand there with a hedging trimmer. I would definitely recommend this machine to others.”

Ali & Dave Pye
Carn Wallos campsite

EXCAVATOR mulchers

GREEN/SB | 60, 80

TYPE **EXCAVATOR** Hydraulic mulching head for mini-excavators of **1.5 - 2 tons**, suited for mulching grass and bushes up to Ø 1-2 cm.

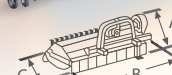
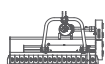
- Double chassis
- Direct transmission to the rotor
- Height adjustable levelling roller
- Skids with anti-wearing Hardox steel undershoes
- Forged and hardened BERTI hammers or blades
- Self-levelling support for mounting hitch



G Type
HAMMER FLAILS
(Standard)



STRENX
PERFORMANCE STEEL
HARDOX
WELDABLE STEEL



Working width
cm

Ton
min max

Hammers G
n°

Blades YG1
n°

Flowrate
l/min

Pressure
Bar

A B C
cm

Hitch
kg

Weight
min max

GREEN/SB 60	60	1.5	2	10	20	25-30	195-205	50	90	60	20	100	120
GREEN/SB 80	80	1.5	2	14	28	25-30	195-205	50	110	60	20	110	130

NKR/SB | 60, 80, 100

TYPE **EXCAVATOR** Hydraulic mulcher for mini-excavators of **2-4 tons**, suited for mulching grass and small bushes up to Ø 3 cm.


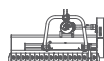
- Double chassis
- Direct transmission to the flail rotor
- Height adjustable levelling roller
- Skids with anti-wearing Hardox steel undershoes
- Forged and hardened BERTI blades
- Self-levelling support for mounting hitch
- Under plate for mounting hitch
- Protective cover for motor



YN Type
BLADE FLAILS
(Standard)



STRENX
PERFORMANCE STEEL
HARDOX
WELDABLE STEEL



Working width
cm

Ton
min max

Blades YN
n°

Flowrate
l/min

Pressure
Bar

A B C
cm

Hitch
kg

Weight
min max

NKR/SB 60	60	2	4	20	33-37	195-205	60	90	75	25	150	175
NKR/SB 80	80	2	4	28	33-37	195-205	60	110	75	25	170	195
NKR/SB 100	80	2	4	36	38-42	195-205	60	130	75	25	190	215

EXCAVATOR mulchers

GKR/SB | 60, 80


TYPE **EXCAVATOR** Hydraulic mulcher for mini-excavators of **2.5-4 tons**, suited for mulching grass and small bushes up to Ø 4 cm.

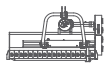




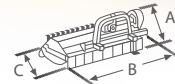


- Double chassis
- Direct transmission to the flail rotor
- Height adjustable levelling roller
- Skids with anti-wearing Hardox steel undershoes
- Helical design of flail rotor
- Forged and hardened BERTI hammers
- Self-levelling support for mounting hitch
- Under plate for mounting hitch
- Protective cover for motor



B Type
HAMMER FLAILS
(Standard)

STRENX
PERFORMANCE STEEL
HARDOX
GRAND PLATE



										
	Working width cm	Ton min max		Hammers B n°	Flowrate l/min	Pressure Bar	A B C cm	Hitch kg	Weight min max	
GKR/SB 60	60	2.5 4		8	33-37	195-205	60 90 75	25	185 210	
GKR/SB 80	80	2.5 4		12	38-42	195-205	60 110 75	25	215 240	

CKT/SB | 80, 100

TYPE **EXCAVATOR** Hydraulic mulching head for mini-excavators of **4.5 - 5.5 tons**, suited for mulching grass, bushes and scrub up to Ø 5 cm.

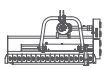






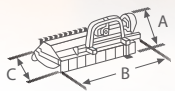


- Double chassis
- Belts transmission
- Height adjustable levelling roller
- Skids with anti-wearing Hardox steel undershoes
- Helical design of flail rotor
- Forged and hardened BERTI hammers or blades
- Self-levelling support for mounting hitch
- Counter blades



B Type
HAMMER FLAILS
(Standard)

STRENX
PERFORMANCE STEEL
HARDOX
GRAND PLATE



												
	Working width cm	Ton min max		Belts n°	Hammers B n°	Blades YB n°	Flowrate l/min	Pressure Bar	A B C cm	Hitch kg	Weight min max	
CKT/SB 80	71	4.5 5.5		2	12	36	43-47	245-255	62 95 95	25	260 285	
CKT/SB 100	91	4.5 5.5		2	16	48	43-47	245-255	62 115 95	25	290 315	

EXCAVATOR mulchers

CKT/FX | 80, 100

TYPE **EXCAVATOR** Hydraulic forestry mulcher with fixed-tooth rotor, for excavators of **5 - 7 tons**, suited for mulching grass, bushes and scrub up to Ø 7-8 cm.

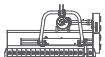





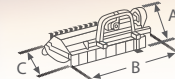


- Double chassis
- Belts transmission
- Skids with anti-wearing Hardox steel undershoes
- Forestry fixed tooth rotor, helical design
- Fixed BERTI hammers with tungsten carbide tips
- Counter blades



XF2 Type
HAMMER FLAILS
(Standard)



HARDOX
PERFORMANCE STEEL

												
	Working width cm	Ton min max		Belts n°	Hammers XF2 n°	Flowrate l/min	Pressure Bar	A B C cm	Hitch kg	Weight min max		
CKT/FX 80	73	5 7		3	29	48-52	270-280	55 100 95	25	350 400		
CKT/FX 100	93	5 7		3	37	48-52	270-280	55 120 95	25	400 450		

PARK/SB | 90, 110

TYPE **EXCAVATOR** Hydraulic mulcher for mini-excavators of **6 - 8 tons** suited to mulch grass, canes, bushes and pruning up to Ø 6 cm.

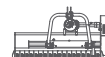









- Double chassis
- Belts transmission
- Height adjustable levelling roller
- Skids with anti-wearing Hardox steel undershoes
- Helical design of flail rotor
- Forged and hardened BERTI hammers or blades
- Counter blades



D Type
HAMMER FLAILS
(Standard)



STRENX
PERFORMANCE STEEL
HARDOX
PERFORMANCE STEEL

													
	Working width cm	Ton min max		Belts n°	Hammers D n°	Blades YB n°	Flowrate l/min	Pressure Bar	A B C cm	Hitch kg	Weight min max		
PARK/SB 90	82	6 8		2	12	36	63-67	245-255	90 107 91	50	415 470		
PARK/SB 110	102	6 8		2	16	48	63-67	245-255	90 127 91	50	455 515		

EXCAVATOR mulchers

RA/SB | 95, 115, 125

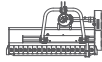









TYPE **EXCAVATOR** Hydraulic mulcher to be driven by excavators of **7.5 - 9 tons**, suited for clearing and cutting purposes such as grass, canes, bushes and pruning up to Ø 7 cm.

- Double chassis
- Belts transmission
- Height adjustable levelling roller
- Skids with anti-wearing Hardox steel undershoes
- Heavy duty mulching-rotor
- Forged and hardened BERTI hammers or blades
- Counter blades
- Protective cover for motor



A Type
HAMMER FLAILS
(Standard)



												
	Working width cm	Ton min max		Belts n°	Hammers A n°	Blades YA n°	Flowrate l/min	Pressure Bar	A B C cm	Hitch kg	Weight min max	
RA/SB 95	89	7.5 9		3	8	24	78-82	245-255	69 115 94	50	405 520	
RA/SB 115	109	7.5 9		3	10	30	78-82	245-255	69 135 94	50	450 565	
RA/SB 125	119	7.5 9		3	12	36	78-82	245-255	69 145 94	50	475 590	

PARK/FX | 100, 120

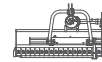





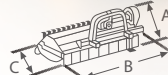


TYPE **EXCAVATOR** Hydraulic forestry mulcher with fixed-tooth-rotor, for excavators with operating weight from **7 to 11 tons**.

- Double chassis
- Belts transmission
- Skids with anti-wearing Hardox steel undershoes
- Forestry fixed tooth rotor
- Fixed BERTI hammers with tungsten carbide tips
- Counter blades
- Manual Hood Std (**Hydraulic hood opt***)



XF2 Type
HAMMER FLAILS
(Standard)



											
	Working width cm	Power min max		Belts n°	Hammers XF2 n°	Flowrate l/min	Pressure Bar	A B C cm	Hitch kg	Weight min max	
PARK/FX 100	93	7 11		3	37	78-82	290-300	78 122 85	50	525 640	
PARK/FX 120	113	7 11		3	45	78-82	290-300	78 142 85	50	595 710	

* By special order only

EXCAVATOR mulchers


TFX/SB | 100, 120, 140

TYPE **EXCAVATOR** Hydraulic forestry mulching head with fixed-tooth-rotor, for excavators with operating weight from **11 to 16 tons**.

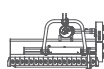
- Double chassis
- Belts transmission
- Full automatic belts adjuster
- Skids with anti-wearing Hardox steel undershoes
- Forestry fixed tooth rotor
- Fixed BERTI hammers with tungsten carbide tips
- Manual Hood Std (**Hydraulic hood opt***)



XF1 Type
HAMMER FLAILS
(Standard)



HARDOX
STEEL PLATE



Working width
cm



Ton
min max



Belts
n°



Hammers XF1
n°



Flowrate
l/min



Pressure
Bar



A B C
cm



Hitch
kg



Weight
min max

TFX/SB 100	100	11	16	4	24	115-125	275-285	81	127	102	80	765	925
TFX/SB 120	120	11	16	4	30	115-125	275-285	81	147	102	80	860	1060
TFX/SB 140	140	11	16	4	36	115-125	275-285	81	167	102	80	950	1150


TBM/SB | 100, 120, 140

TYPE **EXCAVATOR** Hydraulic forestry mulcher with swinging hammers rotor for excavators with operating weight from **12 to 16 tons**.

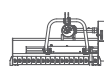
- Double chassis
- Belts transmission
- Full automatic belts adjuster
- Skids with anti-wearing Hardox steel undershoes
- Forestry cage rotor
- Single edged BERTI hammers
- Manual Hood Std (**Hydraulic hood opt***)



MF1 Type
HAMMER FLAILS
(Standard)



HARDOX
STEEL PLATE



Working width
cm



Ton
min max



Belts
n°



Hammers MF1
n°



Flowrate
l/min



Pressure
Bar



A B C
cm



Hitch
kg



Weight
min max

TBM/SB 100	100	11	16	4	18	115-125	275-285	81	127	102	80	740	905
TBM/SB 120	120	11	16	4	22	115-125	275-285	81	147	102	80	825	1025
TBM/SB 140	140	11	16	4	26	115-125	275-285	81	167	102	80	910	1110

* By special order only

EXCAVATOR mulchers

LAND/SB | 160, 200

TYPE **EXCAVATOR** Compact and reliable hydraulic mulcher to be driven by excavators of **12 - 20 tons**.

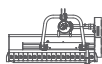









- Double chassis
- Belts transmission
- Full automatic belts adjuster
- Height adjustable levelling roller
- Skids with anti-wearing Hardox steel undershoes
- Forged and hardened BERTI hammers or blades
- Counter blades
- Manual Hood Std (**Hydraulic hood opt***)



T1 Type
HAMMER FLAILS
(Standard)



STRENX
PERFORMANCE STEEL
HARDOX
PROTECT YOUR INVESTMENT

												
	Working width cm	Ton min max		Belts n°	Hammers T1 n°	Blades YT1 n°	Flowrate l/min	Pressure Bar	A B C cm	Hitch kg	Weight min max	
LAND/SB 160	154	12 20		4	16	32	115-125	275-285	87 188 110	100	900 1240	
LAND/SB 200	194	12 20		4	20	40	140-160	290-300	87 228 110	100	1100 1350	

ECF MD/SB | 120, 140

TYPE **EXCAVATOR** Hydraulic forestry mulcher with swinging hammers rotor to be driven by excavators with operating weight from **15 to 20 tons**.

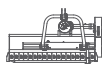








- Double chassis
- Belts transmission
- Full automatic belts adjuster
- Skids with anti-wearing Hardox steel undershoes
- Forestry cage rotor
- Double edged BERTI hammers
- Manual Hood Std (**Hydraulic hood opt***)



DF Type
HAMMER FLAILS
(Standard)



STRENX
PERFORMANCE STEEL
HARDOX
PROTECT YOUR INVESTMENT

											
	Working width cm	Ton min max		Belts n°	Hammers DF	Flowrate l/min	Pressure Bar	A B C cm	Hitch kg	Weight min max	
ECF MD/SB 120	120	15 20		4	20	130-140	290-300	98 153 115	110	1140 1310	
ECF MD/SB 140	140	15 20		4	24	130-140	290-300	98 173 115	110	1245 1415	

* By special order only

EXCAVATOR mulchers

EFX MD/SB | 120, 140

TYPE **EXCAVATOR** Hydraulic forestry mulcher with fixed-teeth-rotor for excavators with operating weight from **15 to 20 tons**.

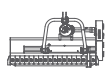
- Double chassis
- Belts transmission
- Full automatic belts adjuster
- Skids with anti-wearing Hardox steel undershoes
- Forestry fixed tooth rotor
- Fixed BERTI hammers with tungsten carbide tips
- Manual Hood Std (**Hydraulic hood opt***)



XF1 Type
HAMMER FLAILS
(Standard)



STRENX
PERFORMANCE STEEL
HARDOX
WELDABLE PLATE



Working width
cm



Power
min max



Belts
n°



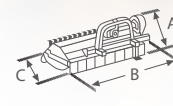
Hammers XF1
n°



Flowrate
l/min



Pressure
Bar



A B C
cm



Hitch
kg



Weight
min max

EFX MD/SB 120	120	15	20	4	30	130-140	290-300	98	153	115	110	1155	1320
EFX MD/SB 140	140	15	20	4	36	130-140	290-300	98	173	115	110	1260	1420

ECF/SB | 120, 140, 160

TYPE **EXCAVATOR** Hydraulic forestry mulcher with swinging hammers rotor to be driven by excavators with operating weight from **18 to 30 tons**.

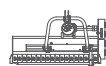
- Double chassis
- Belts transmission
- Full automatic belts adjuster
- Skids with anti-wearing Hardox steel undershoes
- Forestry cage rotor
- Double edged 360° swinging BERTI hammers
- Manual Hood Std (**Hydraulic hood opt***)



DF Type
HAMMER FLAILS
(Standard)



STRENX
PERFORMANCE STEEL
HARDOX
WELDABLE PLATE



Working width
cm



Power
min max



Belts
n°




Hammers
DF - MF - MWF



Flowrate
l/min



Pressure
Bar



A B C
cm



Hitch
kg



Weight
min max

ECF/SB 120	120	18	30	4	20	150-170	290-300	115	160	128	110	1470	1670
ECF/SB 140	140	18	30	4	24	150-170	290-300	115	180	128	110	1595	1795
ECF/SB 160	160	18	30	4	28	150-170	290-300	115	200	128	110	1715	1915

* By special order only

EXCAVATOR mulchers

EFX/SB | 120, 140, 160

TYPE **EXCAVATOR** Hydraulic forestry mulcher with fixed-teeth-rotor for excavators with operating weight from **20 to 35 tons**.

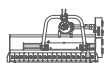
- Double chassis
- Belts transmission
- Full automatic belts adjuster
- Skids with anti-wearing Hardox steel undershoes
- Forestry fixed tooth rotor
- Fixed BERTI hammers with tungsten carbide tips
- Counter blades, bolted
- Manual Hood Std (**Hydraulic hood opt***)



XF1 Type
HAMMER FLAILS
(Standard)



STRENX
PERFORMANCE STEEL
HARDOX
WELDABLE



Working width
cm



Power
min max



Belts
n°



Hammers XF1
n°



Flowrate
l/min



Pressure
Bar



A B C
cm



Hitch
kg



Weight
min max

EFX/SB 120	120	20	35	4	30	190-210	290-300	115	160	128	110	1430	1630
EFX/SB 140	140	20	35	4	36	190-210	290-300	115	180	128	110	1550	1750
EFX/SB 160	160	20	35	4	42	190-210	290-300	115	200	128	110	1550	1750



Also view our
Flail Mulchers
Brochure



TBM/S 75-150HP (Up to 8 cm Ø cut)



DUAL 70-160HP (Up to 8 cm Ø cut)



TAVK 25-50HP (Up to 2 cm Ø cut)

Teagle

With over **85 years** experience in designing and manufacturing of agricultural machinery you can be confident when you choose Teagle.

Contact us today to discuss your individual requirements.

CALL OUR SALES OFFICE
01872 560592



AREA MANAGER - SOUTH WEST

Mike Sanders 07970 836705
mike.sanders@teagle.co.uk

AREA MANAGER - SOUTH EAST

Chris White 07970 136614
chris.white@teagle.co.uk

AREA MANAGER - WEST

Steve Offland 07970 462240
steve.offland@teagle.co.uk

AREA MANAGER - NORTH

Gary Eastham 07866 532666
gary.eastham@teagle.co.uk

AREA MANAGER - SCOTLAND

Charlie Ramsay 07970 136616
charlie.ramsay@teagle.co.uk

AREA MANAGER - IRELAND AND NI

Frank Byrne +353 (0)871 948404
frank.byrne@teagle.ie



Bale Processors






Rear Discharge Spreaders



Grass Care

View our full range at **teagle.co.uk**

Teagle Machinery Ltd Blackwater, Truro, Cornwall TR4 8HQ

sales@teagle.co.uk www.teagle.co.uk Tel: +44 (0)1872 560592    teagle.co.uk

FLAIL209BOBDUK